

Delrin® FG100P NC010

ACETAL RESIN

Common features of Delrin® acetal resins include mechanical and physical properties such as high mechanical strength and rigidity, excellent fatigue and impact resistance, as well as resistance to moisture, gasoline, lubricants, solvents, and many other neutral chemicals. Delrin® acetal resins also have excellent dimensional stability and good electrical insulating characteristics. They are naturally resilient, self-lubricating, and available in a variety of colors and speciality grades.

Delrin® acetal resin typically is used in demanding applications in the automotive, domestic appliances, sports, industrial engineering, electronics, and consumer goods industries.

Delrin® FG100P is a high viscosity acetal homopolymer for use in easy-to-fill molds. It provides a great combination of toughness and strength, and improved processing thermal stability and productivity for injection moulding. It has been developed for applications in contact with food.

FOOD CONTACT

This product is manufactured according to Good Manufacturing Practice (GMP) principles and generally accepted in food contact applications in Europe and the USA when meeting applicable use conditions. For details, individual compliance statements are available from your DuPont representative.

Product information

Resin Identification	POM	ISO 1043
Part Marking Code	>POM<	ISO 11469

Rheological properties

Melt volume-flow rate	1.9 cm ³ /10min	ISO 1133
Temperature	190 °C	ISO 1133
Load	2.16 kg	ISO 1133
Melt mass-flow rate	2.5 g/10min	ISO 1133
Melt mass-flow rate, Temperature	190 °C	ISO 1133
Melt mass-flow rate, Load	2.16 kg	ISO 1133
Moulding shrinkage, parallel	2.2 %	ISO 294-4, 2577
Moulding shrinkage, normal	2.0 %	ISO 294-4, 2577

Typical mechanical properties

Tensile Modulus	2900 MPa	ISO 527-1/-2
Yield stress	70 MPa	ISO 527-1/-2
Yield strain	25 %	ISO 527-1/-2
Nominal strain at break	45 %	ISO 527-1/-2
Flexural Modulus	2600 MPa	ISO 178
Flexural Stress at 3.5%	74 MPa	ISO 178
Tensile creep modulus, 1h	2700 MPa	ISO 899-1
Tensile creep modulus, 1000h	1500 MPa	ISO 899-1
Charpy impact strength, 23°C	N kJ/m ²	ISO 179/1eU
Charpy impact strength, -30°C	350 kJ/m ²	ISO 179/1eU
Charpy notched impact strength, 23°C	14 kJ/m ²	ISO 179/1eA
Charpy notched impact strength, -30°C	11 kJ/m ²	ISO 179/1eA

Delrin® FG100P NC010

ACETAL RESIN

Izod notched impact strength, 23°C	14 kJ/m ²	ISO 180/1A
Izod notched impact strength, -40°C	12 kJ/m ²	ISO 180/1A
Hardness, Rockwell, M-scale	92	ISO 2039-2
Hardness, Rockwell, R-scale	120	ISO 2039-2
Poisson's ratio	0.37	

Thermal properties

Melting temperature, 10°C/min	178 °C	ISO 11357-1/-3
Temp. of deflection under load, 1.8 MPa	93 °C	ISO 75-1/-2
Temp. of deflection under load, 0.45 MPa	160 °C	ISO 75-1/-2
Vicat softening temperature, 50°C/h, 50N	160 °C	ISO 306
Coeff. of linear therm. expansion, parallel	110 E-6/K	ISO 11359-1/-2
Coeff. of linear therm. expansion, normal	110 E-6/K	ISO 11359-1/-2
RTI, electrical, 0.75mm	50 °C	UL 746B
RTI, electrical, 1.5mm	110 °C	UL 746B
RTI, electrical, 3mm	110 °C	UL 746B
RTI, impact, 0.75mm	50 °C	UL 746B
RTI, impact, 1.5mm	85 °C	UL 746B
RTI, impact, 3mm	90 °C	UL 746B
RTI, strength, 0.75mm	50 °C	UL 746B
RTI, strength, 1.5mm	90 °C	UL 746B
RTI, strength, 3mm	95 °C	UL 746B

Flammability

Burning Behav. at 1.5mm nom. thickn.	HB class	IEC 60695-11-10
Thickness tested	1.5 mm	IEC 60695-11-10
UL recognition	yes	UL 94
Burning Behav. at thickness h	HB class	IEC 60695-11-10
Thickness tested	0.75 mm	IEC 60695-11-10
UL recognition	yes	UL 94
FMVSS Class	B	ISO 3795 (FMVSS 302)

Other properties

Humidity absorption, 2mm	0.3 %	Sim. to ISO 62
Water absorption, 2mm	1.4 %	Sim. to ISO 62
Density	1420 kg/m ³	ISO 1183

Emissions

Emissions	<8 mg/kg	VDA 275
Fogging, F-value (refraction)	91 %	ISO 6452

Delrin® FG100P NC010

ACETAL RESIN

Injection

Drying Recommended	yes
Drying Temperature	80 °C
Drying Time, Dehumidified Dryer	2 - 4 h
Processing Moisture Content	≤0.2 %
Melt Temperature Optimum	215 °C
Min. melt temperature	210 °C
Max. melt temperature	220 °C
Max. screw tangential speed	0.2 m/s
Mold Temperature Optimum	80 °C
Min. mould temperature	80 °C
Max. mould temperature	100 °C
Hold pressure range	90 - 110 MPa
Hold pressure time	8 s/mm

Extrusion

Drying Temperature	80 °C
Drying Time, Dehumidified Dryer	2 - 4 h
Processing Moisture Content	≤0.2 %
Melt Temperature Optimum	200 °C
Melt Temperature Range	195 - 205 °C

Characteristics

Additives	Release agent
-----------	---------------

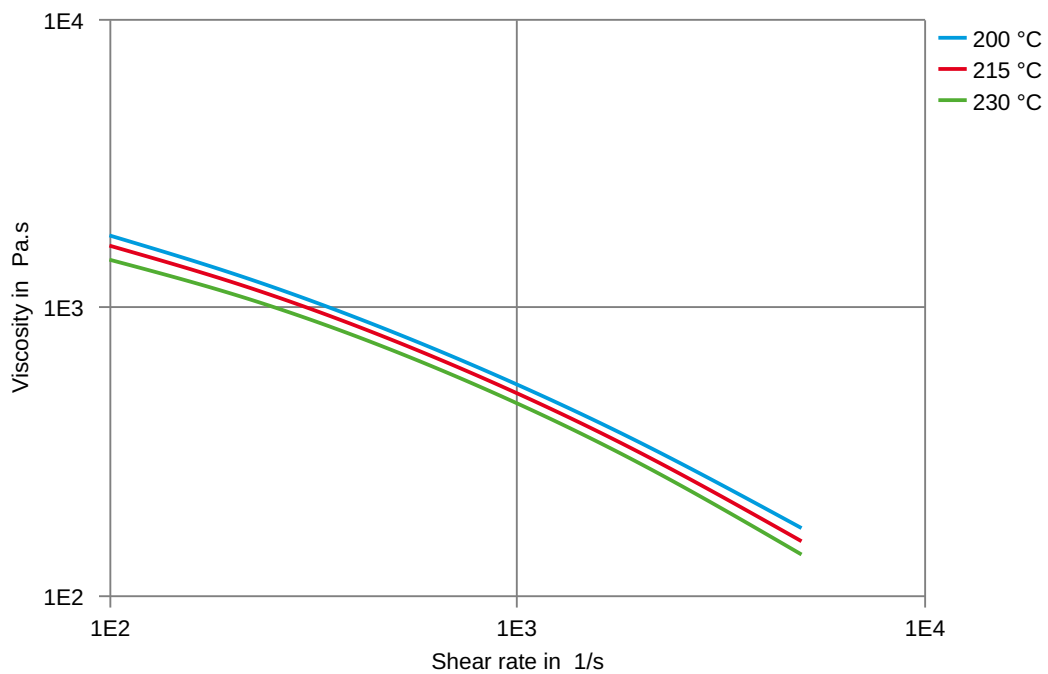
Additional information

Injection molding	<p>Drying is recommended, but not necessary for newly opened packaging stored in a dry location.</p> <p>Follow the drying guidelines above in the following cases:</p> <ul style="list-style-type: none">· If moisture is above the Processing Moisture Content recommendation,· When a resin container is damaged,· When the material is not properly stored in a dry place at room temperature, or· When packaging stays open for a significant time.
-------------------	--

Delrin® FG100P NC010

ACETAL RESIN

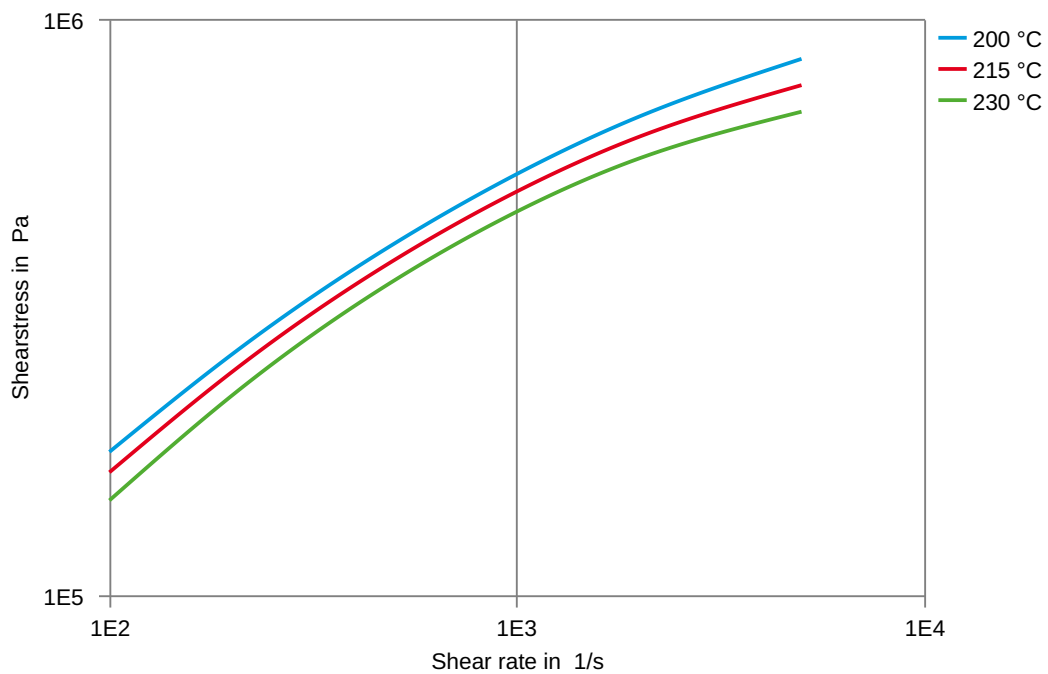
Viscosity-shear rate



Delrin® FG100P NC010

ACETAL RESIN

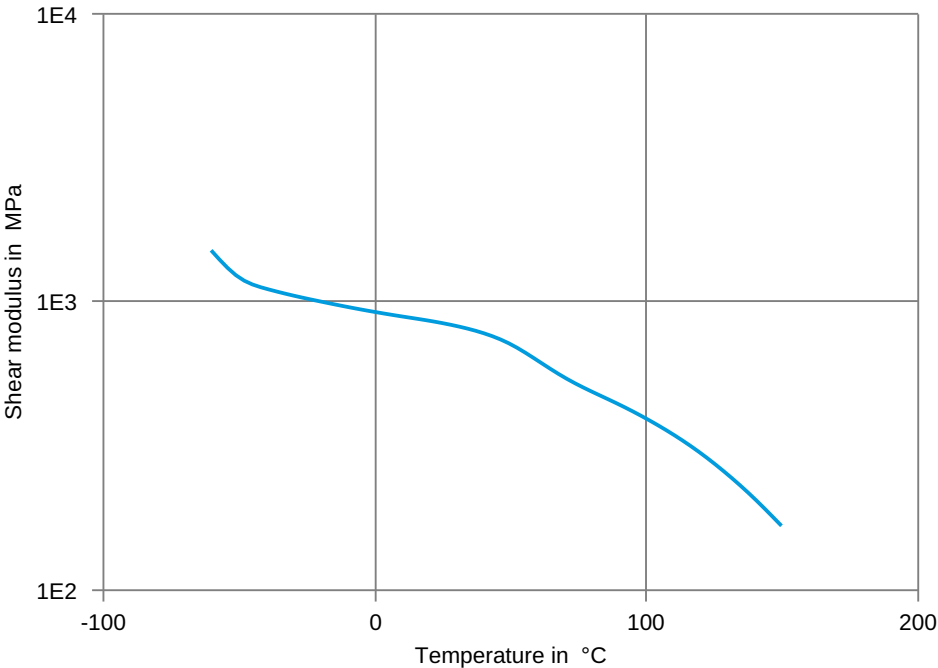
Shearstress-shear rate



Delrin® FG100P NC010

ACETAL RESIN

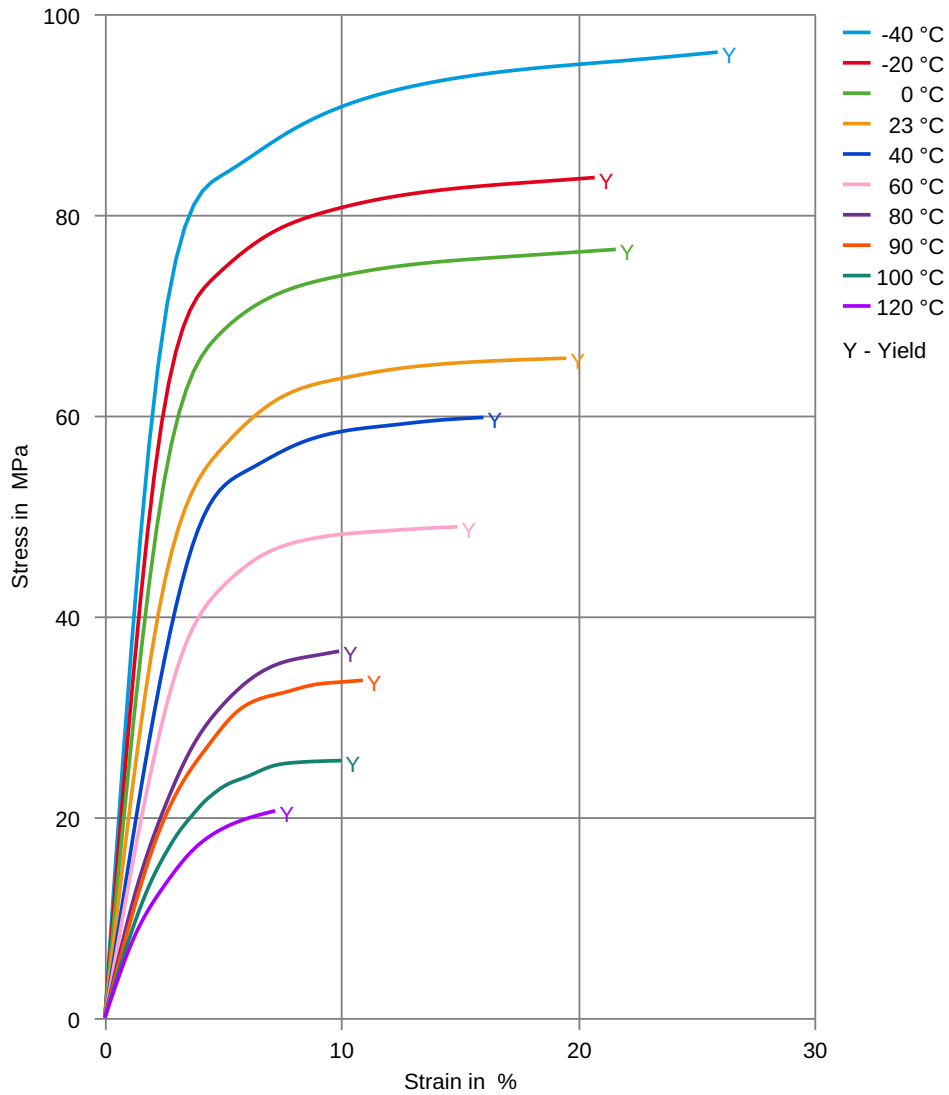
Dynamic Shear modulus-temperature



Delrin® FG100P NC010

ACETAL RESIN

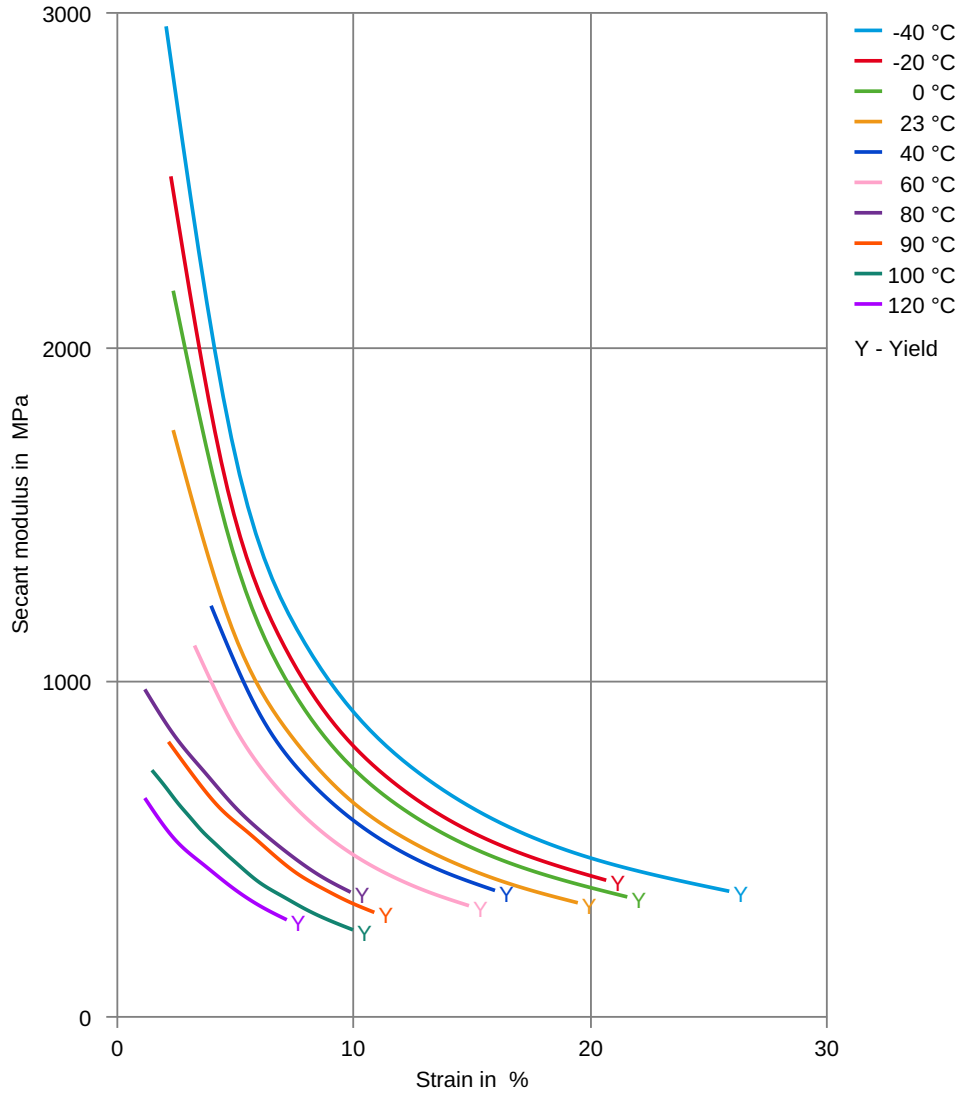
Stress-strain



Delrin® FG100P NC010

ACETAL RESIN

Secant modulus-strain



Delrin® FG100P NC010

ACETAL RESIN

Chemical Media Resistance

Acids

- ✓ Acetic Acid (5% by mass), 23°C
- ✗ Citric Acid solution (10% by mass), 23°C
- ✗ Lactic Acid (10% by mass), 23°C
- ✗ Hydrochloric Acid (36% by mass), 23°C
- ✗ Nitric Acid (40% by mass), 23°C
- ✗ Sulfuric Acid (38% by mass), 23°C
- ✗ Sulfuric Acid (5% by mass), 23°C
- ✗ Chromic Acid solution (40% by mass), 23°C

Bases

- ✗ Sodium Hydroxide solution (35% by mass), 23°C
- ✗ Sodium Hydroxide solution (1% by mass), 23°C
- ✗ Ammonium Hydroxide solution (10% by mass), 23°C

Alcohols

- ✓ Isopropyl alcohol, 23°C
- ✓ Methanol, 23°C
- ✓ Ethanol, 23°C

Hydrocarbons

- ✓ n-Hexane, 23°C
- ✓ Toluene, 23°C
- ✓ iso-Octane, 23°C

Ketones

- ✓ Acetone, 23°C

Ethers

- ✓ Diethyl ether, 23°C

Mineral oils

- ✓ SAE 10W40 multigrade motor oil, 23°C
- ✗ SAE 10W40 multigrade motor oil, 130°C
- ✗ SAE 80/90 hypoid-gear oil, 130°C
- ✓ Insulating Oil, 23°C

Standard Fuels

- ✓ ISO 1817 Liquid 1 - E5, 60°C
- ✓ ISO 1817 Liquid 2 - M15E4, 60°C
- ✓ ISO 1817 Liquid 3 - M3E7, 60°C
- ✓ ISO 1817 Liquid 4 - M15, 60°C
- ✓ Standard fuel without alcohol (pref. ISO 1817 Liquid C), 23°C
- ✓ Standard fuel with alcohol (pref. ISO 1817 Liquid 4), 23°C
- ✓ Diesel fuel (pref. ISO 1817 Liquid F), 23°C
- ✗ Diesel fuel (pref. ISO 1817 Liquid F), 90°C
- ✗ Diesel fuel (pref. ISO 1817 Liquid F), >90°C

Delrin® FG100P NC010

ACETAL RESIN

Salt solutions

- ✓ Sodium Chloride solution (10% by mass), 23°C
- ✗ Sodium Hypochlorite solution (10% by mass), 23°C
- ✗ Sodium Carbonate solution (20% by mass), 23°C
- ✗ Sodium Carbonate solution (2% by mass), 23°C
- ✗ Zinc Chloride solution (50% by mass), 23°C

Other

- ✓ Ethyl Acetate, 23°C
- ✗ Hydrogen peroxide, 23°C
- ✗ DOT No. 4 Brake fluid, 130°C
- ✗ Ethylene Glycol (50% by mass) in water, 108°C
- ✓ 1% nonylphenoxy-polyethyleneoxy ethanol in water, 23°C
- ✓ 50% Oleic acid + 50% Olive Oil, 23°C
- ✓ Water, 23°C
- ✗ Water, 90°C
- ✗ Phenol solution (5% by mass), 23°C

Symbols used:

- ✓ possibly resistant
Defined as: Supplier has sufficient indication that contact with chemical can be potentially accepted under the intended use conditions and expected service life. Criteria for assessment have to be indicated (e.g. surface aspect, volume change, property change).
- ✗ not recommended - see explanation
Defined as: Not recommended for general use. However, short-term exposure under certain restricted conditions could be acceptable (e.g. fast cleaning with thorough rinsing, spills, wiping, vapor exposure).

Delrin

The information set forth herein is furnished free of charge, is based on technical data that Delrin believes to be reliable, and represents typical values that fall within the normal range of properties. This information relates only to the specific material designated and may not be valid for such material used in combination with other materials or in other processes. It is intended for use by persons having technical skill, at their own discretion and risk. This information should not be used to establish specification limits nor used alone as the basis of design. Handling precaution information is given with the understanding that those using it will satisfy themselves that their particular conditions of use present no health or safety hazards and comply with applicable law. Since conditions of product use and disposal are outside our control, we make no warranties, express or implied, and assume no liability in connection with any use of this information. As with any product, evaluation under end-use conditions prior to specification is essential. Nothing herein is to be taken as a license to operate or a recommendation to infringe on patents.

CAUTION: Do not use Delrin materials in medical applications involving implantation in the human body or contact with internal body fluids or tissues unless the material has been provided from Delrin under a written contract or other acknowledgement that is consistent with the Delrin policy regarding medical applications and expressly acknowledges the contemplated use. For further information, please contact your Delrin representative.

Delrin's sole warranty is that our products will meet our standard sales specifications in effect at the time of shipment. Your exclusive remedy for breach of such warranty is limited to refund of purchase price or replacement of any product shown to be other than as warranted. TO THE FULLEST EXTENT PERMITTED BY APPLICABLE LAW, DELRIN SPECIFICALLY DISCLAIMS ANY OTHER EXPRESS OR IMPLIED WARRANTY OF FITNESS FOR A PARTICULAR PURPOSE, MERCHANTABILITY, OR NON-INFRINGEMENT. DELRIN DISCLAIMS LIABILITY FOR ANY SPECIAL, INCIDENTAL, OR CONSEQUENTIAL DAMAGES.